

The Products





The benchmark

Scotsman has focused single-mindedly on ice making technologies since the first day: over 60 years of enthusiasm and experience to be and remain the first and the best.

Innovative by tradition.



Chicago

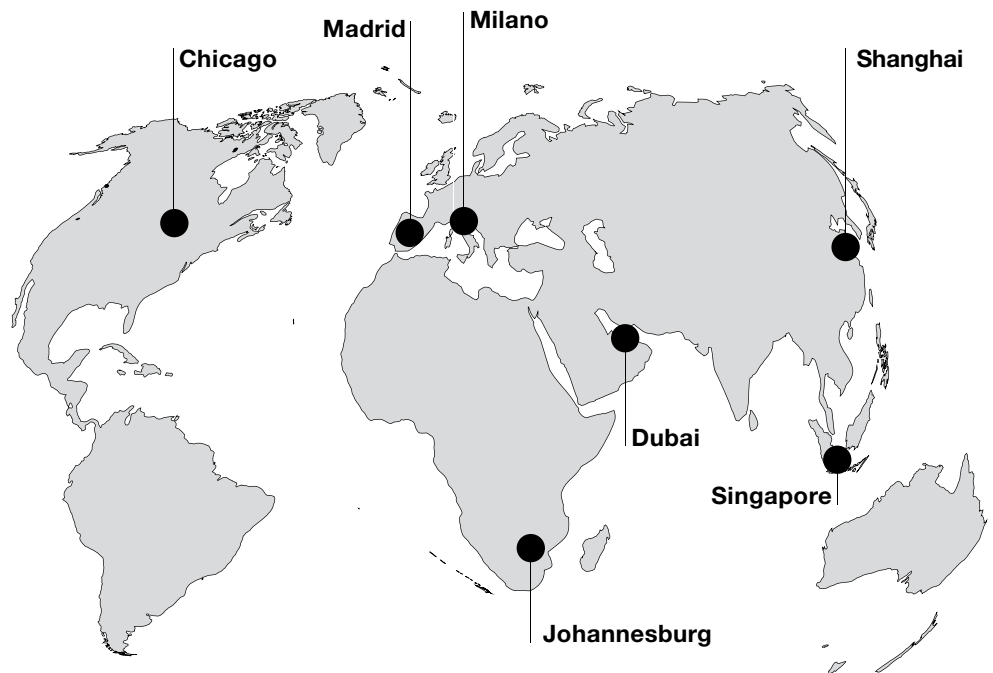


Shanghai



Milano

Worldwide footprint



Scotsman produces its extensive and high quality ranges of products in 3 factories located in the USA, ITALY and CHINA.

This includes a large presence in 85 countries from the Pacific Rim in the East to Canada in the West, with strategic offices and hubs in Europe, America and Asia.

Over 1,000,000 Scotsman ice machines installed.

Ice and its shapes



Gourmet Ice

Crystal clear, pure, hard and long lasting ice cubes. Individually formed by spraying water onto a subcooled horizontal evaporator. Its fast cooling action and slow dilution make drinks chilled for a long time. Available in three different sizes and weights to meet any requirement in terms of ease of use and quality results.



Dice Ice

Classic six sides ice cube. Its greater surface for heat exchange allows a fast chilling of all drinks. The vertical evaporator technology of this ice cube guarantees large ice production at lower operating costs. Available in several different sizes, it is highly appreciated in QSR and coffee chains applications.



Nugget & Cubelet Ice

Compressed flake ice available in two different types: Nugget, regular micro-cubes and Cubelet, irregular chips. Nugget & Cubelet are suitable for multiple uses and are the fastest moving ice-type in QSR applications in the last few years. Excellent when used with carbonated drinks as well as smoothies and perfect for food and plates display. Long lasting, easy to use, high and fast displacement and hands-free dispensing: no wonder this type of ice is so successful!



Flake Ice

Ice in its most natural shape, it is made at a temperature just below zero degrees Celsius.

Highly versatile and suitable for multiple applications: fish display counters, buffet display, frozen drinks preparation as well as fast chilling of wine & champagne buckets.

It comes in two different variations: Flake with 25% residual water content and Super Flake with 15% residual water content.



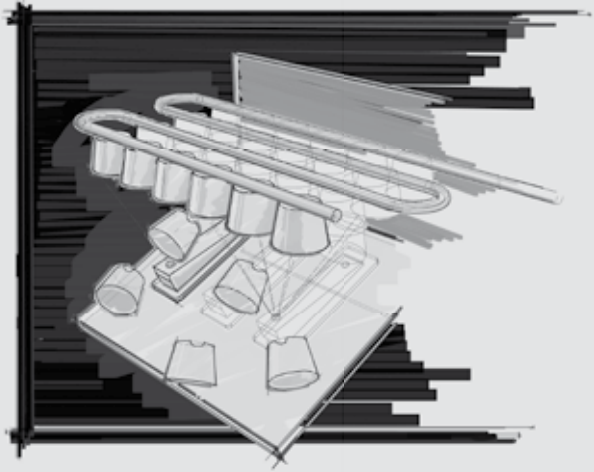
Scale Ice

With less than 2% residual water content, it's very dry and it's the coldest form of ice.

It's made by irregular fragments of ice with a variable thickness that can be adjusted between 1 to 2 mm. Ideal for industrial processes, for fish and sea-food display and perishable goods transportation, as well as to optimize dough temperature.

Versatile, molding to any shape, melts at a slow and regular rate to keep food at maximum freshness.

A top-class must: Gourmet ice makers



Ice horizontal evaporator and spray-system technology



Small Gourmet
8 g / Ø 21 mm / H 25 mm



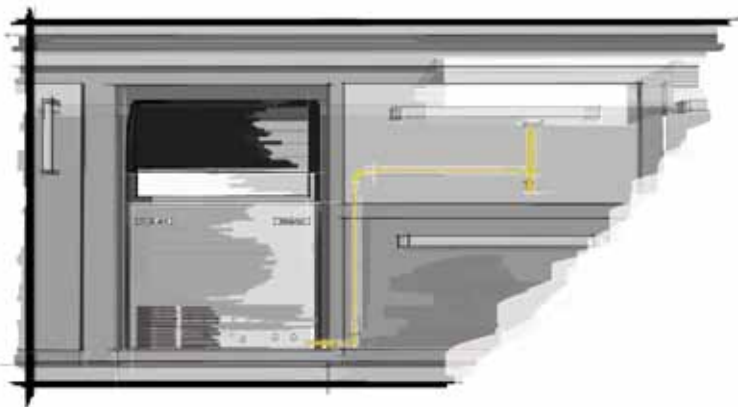
Medium Gourmet
20 g / Ø 30 mm / H 34 mm



Large Gourmet
39 g / Ø 38 mm / H 41 mm



EC series: featuring Progressive Water Discharge



EC 46

Cube size:

Medium cube

Condensing system:

Air cooled

Water cooled

Max daily production:

24 kg Medium cubes

1225 Medium cubes



Storage bin capacity:

9 kg - 450 Medium cubes

Dimensions:

W 386 mm

D 600 mm

H 645 mm

EC 56

Cube size:

Small cube

Medium cube

Large cube

Condensing system:

Air cooled

Water cooled

Max daily production:

32 kg Medium cubes

1625 Medium cubes



Storage bin capacity:

12 kg - 625 Medium cubes

Dimensions:

W 386 mm

D 600 mm

H 695 mm

EC 86

Cube size:

Small cube

Medium cube

Large cube

Condensing system:

Air cooled

Water cooled

Max daily production:

39 kg Medium cubes

1950 Medium cubes



Storage bin capacity:

19 kg - 950 Medium cubes

Dimensions:

W 531 mm

D 600 mm

H 785 mm / 875 mm with legs

EC 106

Cube size:

Medium cube

Large cube

Condensing system:

Air cooled

Water cooled

Max daily production:

50 kg Medium cubes

2500 Medium cubes



Storage bin capacity:

23 kg - 1150 Medium cubes

Dimensions:

W 531 mm

D 600 mm

H 840 mm / 930 mm with legs

Small and medium production

- **Agion:** the technology that makes products cleaner and longer lasting with built-in protection working 24/7 to resist the growth of microbes and the development of unpleasant odors.
- **Clean alert:** advises with a blink when it's time to clean the filter.
- **Electronic control:** ambient and water temperatures may change throughout the years but your ice machine will stay the same.
- **Front access condenser air filter:** a do-it-yourself cleaning operation that saves time and money and makes your ice maker live longer.
- **Individual transparent solid cube:** each single cube is an artwork: crystal clear and perfectly shaped, faithful to the Scotsman tradition.
- **Scale accumulation preventing system:** traps ice makers' enemy No. 1 in one place and makes it harmless.
- **Ergonomic access to ice with sliding disappearing door:** one-touch door lift, makes barman's life significantly easier.
- **PWD - Progressive Water Discharge:** pumps excess residual water up to a distance of 15 meters.
- **Built-in storage bin:** allows most undercounter installations for easier fit-in solutions.

EC 126

Cube size:

Medium cube
Large cube

Condensing system:

Air cooled
Water cooled

Max daily production:

74 kg Medium cubes
3700 Medium cubes



Storage bin capacity:

39 kg - 1950 Medium cubes

Dimensions:

W 680 mm
D 600 mm
H 920 mm / 1010 mm with legs

EC 176

Cube size:

Medium cube
Large cube

Condensing system:

Air cooled
Water cooled

Max daily production:

85 kg Medium cubes
4250 Medium cubes



Storage bin capacity:

48 kg - 2400 Medium cubes

Dimensions:

W 680 mm
D 600 mm
H 990 mm / 1080 mm with legs

EC 206

Cube size:

Small cube
Medium cube
Large cube

Condensing system:

Air cooled
Water cooled

Max daily production:

137 kg Medium cubes
6850 Medium cubes



Storage bin capacity:

50 kg - 2500 Medium cubes

Dimensions:

W 1250 mm
D 620 mm
H 780 mm / 870 mm with legs

EC 226

Cube size:

Small cube
Medium cube
Large cube

Condensing system:

Air cooled
Water cooled

Max daily production:

150 kg Medium cubes
7500 Medium cubes



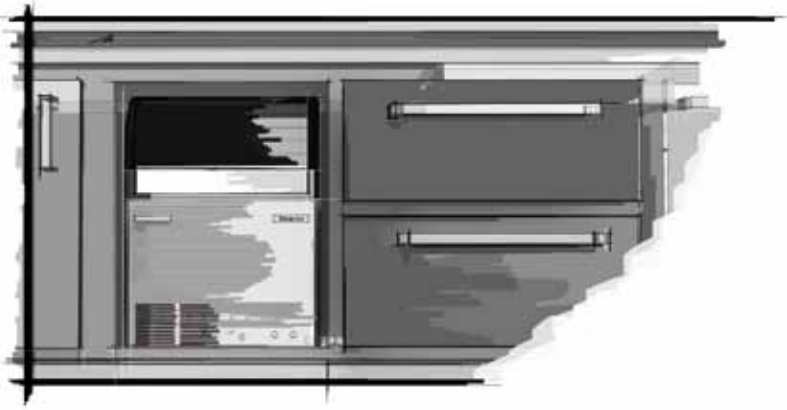
Storage bin capacity:

70 kg - 3500 Medium cubes

Dimensions:

W 1078 mm
D 715 mm
H 1006 mm / 1096 mm with legs

AC series



AC 46

Cube size:

Medium cube

Condensing system:

Air cooled

Water cooled

Max daily production:

24 kg Medium cubes

1225 Medium cubes



Storage bin capacity:

9 kg - 450 Medium cubes

Dimensions:

W 386 mm

D 600 mm

H 645 mm

AC 56

Cube size:

Small cube

Medium cube

Large cube

Condensing system:

Air cooled

Water cooled

Max daily production:

32 kg Medium cubes

1625 Medium cubes



Storage bin capacity:

12 kg - 625 Medium cubes

Dimensions:

W 386 mm

D 600 mm

H 695 mm

AC 86

Cube size:

Small cube

Medium cube

Large cube

Condensing system:

Air cooled

Water cooled

Max daily production:

39 kg Medium cubes

1950 Medium cubes



Storage bin capacity:

19 kg - 950 Medium cubes

Dimensions:

W 531 mm

D 600 mm

H 785 mm / 875 mm with legs

AC 106

Cube size:

Medium cube

Large cube

Condensing system:

Air cooled

Water cooled

Max daily production:

50 kg Medium cubes

2500 Medium cubes



Storage bin capacity:

23 kg - 1150 Medium cubes

Dimensions:

W 531 mm

D 600 mm

H 840 mm / 930 mm with legs

Small and medium production

- **Agion:** the technology that makes products cleaner and longer lasting with built-in protection working 24/7 to resist the growth of microbes and the development of unpleasant odors.
- **Front access condenser air filter:** a do-it-yourself cleaning operation that saves time and money and makes your ice maker live longer.
- **Individual transparent solid cube:** each single cube is an artwork: crystal clear and perfectly shaped, faithful to the Scotsman tradition.
- **Scale accumulation preventing system:** traps ice makers' enemy No. 1 in one place and makes it harmless.
- **Electronic control:** (except AC 46, 56 and 86) ambient and water temperatures may change throughout the years but your ice machine will stay the same.
- **Ergonomic access to ice with sliding disappearing door:** one-touch door lift, makes barman's life significantly easier.
- **Built-in storage bin:** allows most undercounter installations for easier fit-in solutions.

AC 126

Cube size:

Small cube
Medium cube
Large cube

Condensing system:

Air cooled
Water cooled

Max daily production:

74 kg Medium cubes
3700 Medium cubes



Storage bin capacity:

39 kg - 1950 Medium cubes

Dimensions:

W 680 mm
D 600 mm
H 920 mm / 1010 mm with legs

AC 176

Cube size:

Small cube
Medium cube
Large cube

Condensing system:

Air cooled
Water cooled

Max daily production:

85 kg Medium cubes
4250 Medium cubes



Storage bin capacity:

48 kg - 2400 Medium cubes

Dimensions:

W 680 mm
D 600 mm
H 990 mm / 1080 mm with legs

AC 206

Cube size:

Small cube
Medium cube
Large cube

Condensing system:

Air cooled
Water cooled

Max daily production:

137 kg Medium cubes
6850 Medium cubes



Storage bin capacity:

50 kg - 2500 Medium cubes

Dimensions:

W 1250 mm
D 620 mm
H 780 mm / 870 mm with legs

AC 226

Cube size:

Small cube
Medium cube
Large cube

Condensing system:

Air cooled
Water cooled

Max daily production:

150 kg Medium cubes
7500 Medium cubes



Storage bin capacity:

70 kg - 3500 Medium cubes

Dimensions:

W 1078 mm
D 715 mm
H 1006 mm / 1096 mm with legs

MXG series



MXG 328

Cube size:

Small cube
Medium cube
Large cube

Condensing system:

Air cooled
Water cooled

Max daily production:

150 kg Medium cubes
7500 Medium cubes



Dimensions (Head only):

W 560 mm
D 700 mm
H 720 mm

Recommended bins:

SB 193, SB 322

MXG 428

Cube size:

Small cube
Medium cube
Large cube

Condensing system:

Air cooled
Water cooled

Max daily production:

195 kg Medium cubes
9750 Medium cubes



Dimensions (Head only):

W 560 mm
D 700 mm
H 720 mm

Recommended bins:

SB 193, SB 322

MXG 438

Cube size:

Small cube
Medium cube
Large cube

Condensing system:

Air cooled
Water cooled

Max daily production:

195 kg Medium cubes
9750 Medium cubes



Dimensions (Head only):

W 765 mm
D 700 mm
H 720 mm

Recommended bins:

SB 393, SB 530

MXG 468 Propane

Cube size:

Small cube
Medium cube
Large cube

Condensing system:

Air cooled

Max daily production:

150 kg Medium cubes
7500 Medium cubes



Dimensions (Head only):

W 765 mm
D 700 mm
H 720 mm

Recommended bins:

SB 393, SB 530

High production

EXTREME

- **Agion:** the technology that makes products cleaner and longer lasting with built-in protection working 24/7 to resist the growth of microbes and the development of unpleasant odors.
- **Electronic control:** ambient and water temperatures may change throughout the years but your ice machine will stay the same.
- **External indicator lights:** keep ice maker's operations under constant surveillance.
- **Front access condenser air filter:** a do-it-yourself cleaning operation that saves time and money and makes your ice maker live longer.
- **Global standard footprint:** strictly follows international imperial standards commonly adopted in the industry of reference.
- **Clean alert:** advises with a blink when it's time to clean the filter.
- **Individual transparent solid cube:** each single cube is an artwork: crystal clear and perfectly shaped, faithful to the Scotsman tradition.
- **Head only ice maker:** requires a separate storage bin to store the ice produced.*

MXG 638

Cube size:

Small cube
Medium cube
Large cube

Condensing system:

Air cooled
Water cooled

Max daily production:

340 kg Medium cubes
17000 Medium cubes



Dimensions (Head only):

W 765 mm
D 700 mm
H 1125 mm

Recommended bins:

SB 393, SB 530

MXG 938

Cube size:

Small cube
Medium cube
Large cube

Condensing system:

Air cooled
Water cooled

Max daily production:

400 kg Medium cubes
20000 Medium cubes



Dimensions (Head only):

W 765 mm
D 700 mm
H 1235 mm

Recommended bins:

SB 393, SB 530

DXG 35

Cube size:

Medium cube

Condensing system:

Air cooled
Water cooled

Max daily production:

30 kg Medium cubes
1500 Medium cubes



Storage bin capacity:

11 kg - 550 Medium cubes

Dimensions:


W 380 mm
D 515 mm
H 1605 mm /1695 with legs

Dispenser

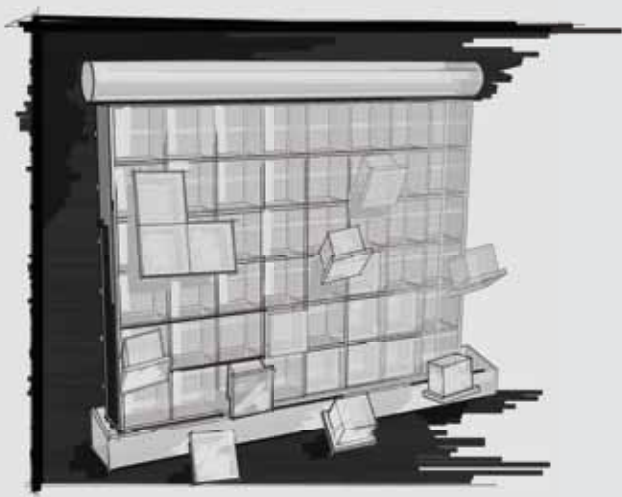
* For all possible bin combinations available, please refer to chart at page 60.



**Made for harsh and
extreme environments**



Business casual: Dice ice makers



Ice vertical evaporator

CU / C Series



Small Cube

5 g
W 9,5 mm / D 22 mm / H 22 mm



Medium Cube

10 g
W 22 mm / D 22 mm / H 22 mm

MV Series



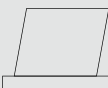
Half Large Cube

6 g
W 10 mm / D 24 mm / H 29 mm



Dice Cube

10 g
W 22 mm / D 24 mm / H 22 mm



Large Cube

17 g
W 29 mm / D 24 mm / H 29 mm

NU Series



Small Cube

5 g
W 9,5 mm / D 22 mm / H 22 mm



Medium Cube

10 g
W 22 mm / D 22 mm / H 22 mm



Half Cube

6 g
W 13 mm / D 26,5 mm / H 26 mm



Full Cube


12 g
W 26,5 mm / D 26,5 mm / H 26 mm

NW Series





Prodigy series: the ultimate solution



CU 0415

Cube size:

Medium cube

Condensing system:

Air cooled

Max daily production:

23 kg Medium cubes

2300 Medium cubes



Storage bin capacity:

16 kg - 1600 Medium cubes

Dimensions:

W 381 mm

D 610 mm

H 811 mm / 965 with legs

CU 0715

Cube size:

Medium cube

Condensing system:

Air cooled

Max daily production:

32 kg Medium cubes

3200 Medium cubes



Storage bin capacity:

16 kg - 1600 Medium cubes

Dimensions:

W 381 mm

D 610 mm

H 811 mm / 965 with legs

CU 0920

Cube size:

Medium cube

Condensing system:

Air cooled

Max daily production:

39 kg Medium cubes

3900 Medium cubes



Storage bin capacity:

26 kg - 2600 Medium cubes

Dimensions:

W 508 mm

D 610 mm

H 811 mm / 965 with legs

CU 2026

Cube size:

Small cube

Medium cube

Condensing system:

Air cooled

Max daily production:

90 kg Medium cubes

9000 Medium cubes



Storage bin capacity:

36 kg - 3600 Medium cubes

Dimensions:

W 660 mm

D 695 mm

H 834 mm / 986 with legs

Small and medium production

- **Agion:** the technology that makes products cleaner and longer lasting with built-in protection working 24/7 to resist the growth of microbes and the development of unpleasant odors.
- **One touch cleaning:** reduces labor costs and saves time.
- **Electronic control:** ambient and water temperatures may change throughout the years but your ice machine will stay the same.
- **Front access condenser air filter:** a do-it-yourself cleaning operation that saves time and money and makes your ice machine live longer.
- **Water sense adaptive purge control:** uses just as much water as it is actually needed, limiting wastage to the minimum.
- **CU range - built-in storage bin:** allows most undercounter installations for easier fit-in solutions.
- **C range - head only ice maker:** requires a separate storage bin to store the ice produced. Also suitable for installations on beverage fountains/dispensers.*

CU 3030

Cube size:

Small cube
Medium cube

Condensing system:

Air cooled

Max daily production:

130 kg Medium cubes
13000 Medium cubes



Storage bin capacity:

50 kg - 5000 Medium cubes

Dimensions:

W 762 mm
D 762 mm
H 832 mm / 984 with legs

C 0322

Cube size:

Small cube
Medium cube

Condensing system:

Air cooled

Max daily production:

137 kg Medium cubes
13700 Medium cubes



Dimensions (Head only):

W 559 mm
D 610 mm
H 584 mm

Recommended bins:

SB 193, SB 322

C 0522

Cube size:

Small cube
Medium cube

Condensing system:

Air cooled

Max daily production:

214 kg Medium cubes
21400 Medium cubes



Dimensions (Head only):

W 559 mm
D 610 mm
H 584 mm

Recommended bins:

SB 193, SB 322

C 0722

Cube size:

Small cube
Medium cube

Condensing system:

Air cooled

Max daily production:

350 kg Medium cubes
35000 Medium cubes



Dimensions (Head only):

W 559 mm
D 610 mm
H 737 mm

Recommended bins:

SB 193, SB 322

High production

PRODIGY
PLUS

* For all possible bin combinations available, please refer to chart at page 60.

Prodigy series



C 0530

Cube size:

Small cube
Medium cube

Condensing system:

Air cooled

Max daily production:

217 kg Medium cubes
21700 Medium cubes



Dimensions (Head only):

W 762 mm
D 610 mm
H 584 mm

Recommended bins:

SB 393, SB 530

C 0630

Cube size:

Small cube
Medium cube

Condensing system:

Air cooled

Max daily production:

300 kg Medium cubes
30000 Medium cubes



Dimensions (Head only):

W 762 mm
D 610 mm
H 584 mm

Recommended bins:

SB 393, SB 530

C 0830

Cube size:

Small cube
Medium cube

Condensing system:

Air cooled

Max daily production:

360 kg Medium cubes
36000 Medium cubes



Dimensions (Head only):

W 762 mm
D 610 mm
H 737 mm

Recommended bins:

SB 393, SB 530

C 1030

Cube size:

Small cube
Medium cube

Condensing system:

Air cooled

Air cooled remote

Max daily production:

416 kg Medium cubes
41600 Medium cubes



Dimensions (Head only):

W 762 mm
D 610 mm
H 737 mm

Recommended bins:

SB 393, SB 530

High production

PRODIGY
PLUS

- **Agion:** the technology that makes products cleaner and longer lasting with built-in protection working 24/7 to resist the growth of microbes and the development of unpleasant odors.
- **One touch cleaning:** reduces labor costs and saves time.
- **Electronic control:** ambient and water temperatures may change throughout the years but your ice machine will stay the same.
- **Front access condenser air filter:** a do-it-yourself cleaning operation that saves time and money and makes your ice machine live longer.
- **Water sense adaptive purge control:** uses just as much water as it is actually needed, limiting wastage to the minimum.
- **Head only ice maker:** requires a separate storage bin to store the ice produced. Also suitable for installations on beverage fountains/dispensers.*

C 1448

Cube size:

Small cube
Medium cube

Condensing system:

Air cooled
Air cooled remote

Max daily production:

636 kg Medium cubes
63600 Medium cubes



Dimensions (Head only):

W 1219 mm
D 610 mm
H 737 mm

Recommended bins:

SB 948

C 1848

Cube size:

Small cube
Medium cube

Condensing system:

Air cooled
Air cooled remote

Max daily production:

736 kg Medium cubes
73600 Medium cubes



Dimensions (Head only):

W 1219 mm
D 610 mm
H 737 mm

Recommended bins:

SB 948

C 2148

Cube size:

Small cube
Medium cube

Condensing system:

Air cooled remote

Max daily production:

869 kg Medium cubes
86900 Medium cubes



Dimensions (Head only):

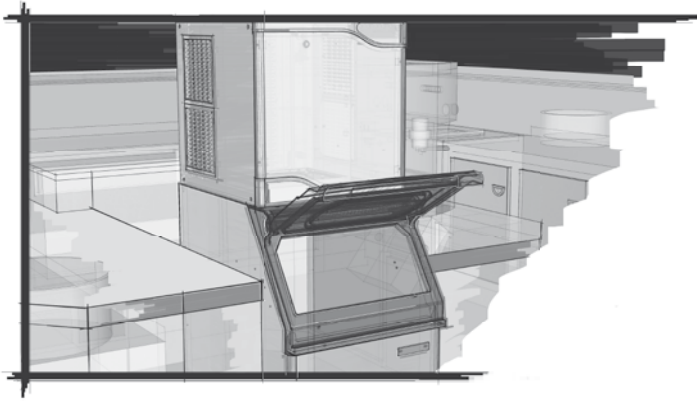
W 1219 mm
D 610 mm
H 737 mm

Recommended bins:

SB 948

* For all possible bin combinations available, please refer to chart at page 60.

MV series: the fit-all solution



MV 306

Cube size:

Half Large cube
Dice cube
Large cube

Condensing system:

Air cooled
Water cooled

Max daily production:

154 kg Dice cubes
15400 Dice cubes



Dimensions (Head only):

W 560 mm
D 614 mm
H 575 mm

Recommended bins:

SB 193, SB 322

MV 426

Cube size:

Half Large cube
Dice cube
Large cube

Condensing system:

Air cooled
Water cooled

Max daily production:

225 kg Dice cubes
22500 Dice cubes



Dimensions (Head only):

W 560 mm
D 614 mm
H 660 mm

Recommended bins:

SB 193, SB 322

MV 430 Propane

Cube size:

Half Large cube
Dice cube
Large cube

Condensing system:

Air cooled

Max daily production:

210 kg Dice cubes
21000 Dice cubes



Dimensions (Head only):

W 560 mm
D 614 mm
H 660 mm

Recommended bins:

SB 193, SB 322

MV 456

Cube size:

Half Large cube
Dice cube
Large cube

Condensing system:

Air cooled
Water cooled

Max daily production:

240 kg Dice cubes
24000 Dice cubes



Dimensions (Head only):

W 760 mm
D 620 mm
H 575 mm

Recommended bins:

SB 393, SB 530

High production

- **Agion:** the technology that makes products cleaner and longer lasting with built-in protection working 24/7 to resist the growth of microbes and the development of unpleasant odors.
- **Electronic control:** ambient and water temperatures may change throughout the years but your ice machine will stay the same.
- **Front evaporator:** immediate access to the evaporating plate for quick self-maintenance operations.
- **Head only ice maker:** requires a separate storage bin to store the ice produced.*

MV 460 Propane

Cube size:

Half Large cube
Dice cube
Large cube

Condensing system:

Air cooled

Max daily production:

220 kg Dice cubes
22000 Dice cubes



Dimensions (Head only):

W 760 mm
D 620 mm
H 575 mm

Recommended bins:

SB 393, SB 530

MV 606

Cube size:

Half Large cube
Dice cube
Large cube

Condensing system:

Air cooled
Water cooled
Air cooled remote

Max daily production:

320 kg Dice cubes
32000 Dice cubes



Dimensions (Head only):

W 760 mm
D 620 mm
H 575 mm

Recommended bins:

SB 393, SB 530

MV 806

Cube size:

Half Large cube
Dice cube
Large cube

Condensing system:

Air cooled
Water cooled
Air cooled remote

Max daily production:

430 kg Dice cubes
43000 Dice cubes



Dimensions (Head only):

W 760 mm
D 620 mm
H 725 mm

Recommended bins:

SB 393, SB 530

MV 1006

Cube size:

Half Large cube
Dice cube
Large cube

Condensing system:

Air cooled
Water cooled
Air cooled remote

Max daily production:

465 kg Dice cubes
46500 Dice cubes



Dimensions (Head only):

W 760 mm
D 620 mm
H 725 mm

Recommended bins:

SB 393, SB 530

* For all possible bin combinations available, please refer to chart at page 60.

Easy series: the no-frills solution



NU 100

Cube size:

Small cube
Medium cube

Condensing system:

Air cooled
Water cooled

Max daily production:

45 kg Medium cubes
4500 Medium cubes

**Storage bin capacity:**

20 kg - 2000 Medium cubes

Dimensions:

W 600 mm
D 610 mm
H 744 mm
770 mm with short legs

NU 150

Cube size:

Small cube
Medium cube

Condensing system:

Air cooled
Water cooled

Max daily production:

68 kg Medium cubes
6800 Medium cubes

**Storage bin capacity:**

20 kg - 2000 Medium cubes

Dimensions:

W 600 mm
D 610 mm
H 744 mm
770 mm with short legs

NU 220

Cube size:

Small cube
Medium cube

Condensing system:

Air cooled
Water cooled

Max daily production:

100 kg Medium cubes
10000 Medium cubes

**Storage bin capacity:**

37 kg - 3700 Medium cubes

Dimensions:

W 650 mm
D 690 mm
H 842 mm
870 mm with short legs

NU 300

Cube size:

Small cube
Medium cube

Condensing system:

Air cooled
Water cooled

Max daily production:

135 kg Medium cubes
13500 Medium cubes

**Storage bin capacity:**

37 kg - 3700 Medium cubes

Dimensions:

W 650 mm
D 690 mm
H 869 mm
1003 mm with long legs

Small and medium production



NU series

- **Front-in & front-out air flow:** no need to leave space on the back.
- **Front access condenser air filter:** a do-it-yourself cleaning operation that saves time and money and make your ice maker live longer.
- **Ergonomic access to ice with sliding disappearing door:** one touch door lift, makes barman's life significantly easier.
- **Easy cleaning:** through routine maintenance.
- **Built-in storage bin:** allows undercounter installations for easier fit-in solution, specifically for coffee shops.

NW series

- **Global standard footprint:** strictly follows international imperial standards commonly adopted in the industry of reference.
- **One touch cleaning:** reduces labor costs and saves time and simplifies cleaning process.
- **Front evaporator access:** immediate access to the evaporating plate for quick self-maintenance operations.
- **Stackable:** add flexibility!
- **Head only ice maker:** requires a separate storage bin to collect the ice produced*.

NW 458

Cube size:

Half cube
Full cube

Condensing system:

Air cooled
Water cooled

Max daily production:

200 kg Full cubes
16670 Full cubes



Dimensions (Head only):

W 760 mm
D 620 mm
H 575 mm

Recommended bins:

SB 393, SB 530

NW 608

Cube size:

Half cube
Full cube

Condensing system:

Air cooled
Water cooled

Max daily production:

280 kg Full cubes
23330 Full cubes



Dimensions (Head only):

W 760 mm
D 620 mm
H 575 mm

Recommended bins:

SB 393, SB 530

NW 1008

Cube size:

Half cube
Full cube

Condensing system:

Air cooled
Water cooled
Air cooled remote

Max daily production:

456 kg Full cubes
38000 Full cubes



Dimensions (Head only):

W 760 mm
D 620 mm
H 800 mm


Recommended bins:

SB 530, SB 948

High production

EASY

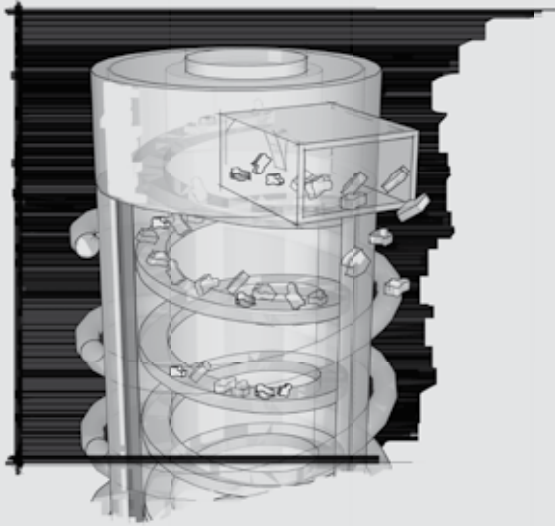
* For all possible bin combinations available, please refer to chart at page 60.

A photograph of Uluru, a large red sandstone rock formation in Australia, under a deep blue sky with wispy white clouds. The foreground shows dry grass and some low-lying shrubs. A small, light-colored rectangular object, possibly a sign or a small building, is visible in the lower right foreground.

**Over one million
Scotsman ice makers
installed in the world**



The pure and simple: Nugget & Cubelet ice makers



Ice evaporator with stainless steel auger



Nugget

1 g / Ø 11 mm / H 13 mm
Residual water content 8%



Cubelet

1 g / W 16 mm / D 15 x 7-8 mm
Residual water content 8%



The universal ice: Nugget



N 622

Ice type:

Nugget

Condensing system:

Air cooled

Max daily production:

266 kg



Dimensions (Head only):

W 559 mm

D 610 mm

H 585 mm

Recommended bins:

SB 193, SB 322

N 922

Ice type:

Nugget

Condensing system:

Air cooled

Max daily production:

345 kg



Dimensions (Head only):

W 559 mm

D 610 mm

H 686 mm

Recommended bins:

SB 393, SB 530



High production

PRODIGY
PLUS

- **Agion:** the technology that makes products cleaner and longer lasting with built-in protection working 24/7 to resist the growth of microbes and the development of unpleasant odors.
- **Electronic control:** ambient and water temperatures may change throughout the years but your ice machine will stay the same.
- **External indicator lights:** keep ice machine's operations under constant surveillance.
- **Plug-and-work technology:** starts off and constantly produces ice thanks to a no-cycle harvesting system.
- **Water in / ice out concept** (no cycles, zero water wastage): limits to almost zero excess energy, water and time wastage.
- **Head only ice maker:** requires a separate storage bin to store the ice produced.*

MFN S 46

Ice type:

Nugget

Condensing system:

Air cooled

Water cooled

Max daily production:

270 kg



Dimensions (Head only):

W 538 mm

D 663 mm

H 650 mm

Recommended bins:

SB 193, SB 322

MFN S 56

Ice type:

Nugget

Condensing system:

Air cooled

Water cooled

Max daily production:

470 kg



Dimensions (Head only):

W 538 mm

D 663 mm

H 790 mm

Recommended bins:

SB 393, SB 530

MFN S 86

Ice type:

Nugget

Condensing system:

Air cooled

Water cooled

Max daily production:

1900 kg



Dimensions:

W 1080 mm

D 780 mm

H 1140 mm / 1255 mm with legs

Recommended bins:

UBH 2250, SIS 1350

MFN S 88 Split

Ice type:

Nugget

Condensing system:

For connection to dedicated or centralized refrigeration system

Max daily production:

1900 kg



Dimensions:

W 540 mm

D 780 mm

H 1140 mm / 1255 mm with legs

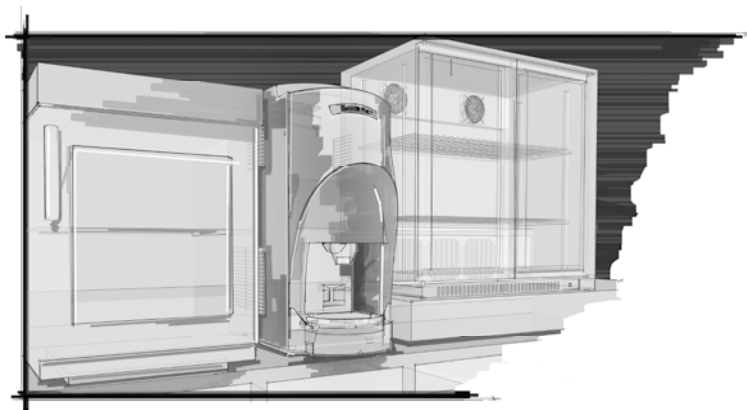
Recommended bins:

UBH 2250, SIS 1350

High production

* For all possible bin combinations available, please refer to chart at page 60.

The chewable ice®: Cubelet



HID 312

Ice type:

Cubelet

Condensing system:

Air cooled

Max daily production:

110 kg



Storage bin capacity:

5 kg

Dimensions:

W 415 mm

D 619 mm

H 886 mm / 988 with legs

meridian 

HID 525

Ice type:

Cubelet

Condensing system:

Air cooled

Max daily production:

209 kg



Storage bin capacity:

11 kg

Dimensions:

W 542 mm

D 619 mm

H 886 mm / 988 with legs

meridian 

HID 540

Ice type:

Cubelet

Condensing system:

Air cooled

Max daily production:

209 kg



Storage bin capacity:

18 kg

Dimensions:

W 542 mm

D 619 mm

H 1041 mm / 1143 with legs

meridian 

TC S-L 180 AS

Ice type:

Cubelet

Condensing system:

Air cooled

Options:

Long Range

Short Range

Max daily production:

135 kg

Touch free dispensing model
Ice & water configuration



Storage bin capacity:

Long Range: 9 kg

Short Range: 5 kg

Dimensions Long Range:

W 390 mm - D 660 mm - H 875 mm

Dimensions Short Range:

W 390 mm - D 600 mm - H 875 mm

Dispensers



Meridian

- **Agion:** the technology that makes products cleaner and longer lasting with built-in protection working 24/7 to resist the growth of microbes and the development of unpleasant odors.
- **Smarter construction:** stainless steel evaporator and exterior panels, greaseless bearings for reduced maintenance and a larger sink opening and dispensing area.
- **More convenient front access:** removable front panels allow ease of access and service to all key internal components, including removable storage bin for better cleaning and maintenance access.
- **Quieter operation:** improved condenser fan function.

TC180

- **Agion:** the technology that makes products cleaner and longer lasting with built-in protection working 24/7 to resist the growth of microbes and the development of unpleasant odors.
- **Appealing and elegant design:** it can be smartly positioned in any situation, from luxury lounges to unconventional traditional pubs, allowing customers to cool their drinks to their own taste, without any hygiene hazards.
- **3 different versions:** touch-free or push-button, any need and preference can be met.

AFC series

- **Agion:** the technology that makes products cleaner and longer lasting with built-in protection working 24/7 to resist the growth of microbes and the development of unpleasant odors.
- **Electronic control:** ambient and water temperatures may change throughout the years but your ice maker will stay the same.
- **Front access condenser air filter:** a do-it-yourself cleaning operation that saves time and money and makes your ice maker live longer.
- **PWD - Progressive Water Discharge (optional):** pumps excess residual water up to a distance of 15 meters.
- **Built-in storage bin:** allows undercounter installations for easier fit-in solution.

TC S-L 180 ASM

Ice type:

Cubelet

Condensing system:

Air cooled

Options:

Long Range

Short Range

Max daily production:

135 kg

Manual version with 2 push buttons



Storage bin capacity:

Long Range: 9 kg

Short Range: 5 kg

Dimensions Long Range:

W 390 mm - D 660 mm - H 875 mm

Dimensions Short Range:

W 390 mm - D 600 mm - H 875 mm

TC S 180 EVO

Ice type:

Cubelet

Condensing system:

Air cooled

Max daily production:

135 kg

No push buttons in the front



Storage bin capacity:

5 kg

Dimensions:

W 390 mm - D 600 mm - H 875 mm

AFC 80

Ice type:

Cubelet

Condensing system:

Air cooled

Water cooled

Max daily production:

80 kg



Storage bin capacity:

25 kg

Dimensions:

W 535 mm

D 626 mm

H 800 mm / 890 mm with legs

AFC 134

Ice type:

Cubelet

Condensing system:

Air cooled

Water cooled

Optional:

PWD - Progressive Water Discharge

Max daily production:

130 kg



Storage bin capacity:

40 kg

Dimensions:

W 950 mm

D 605 mm

H 795 mm / 885 mm with legs

Medium production

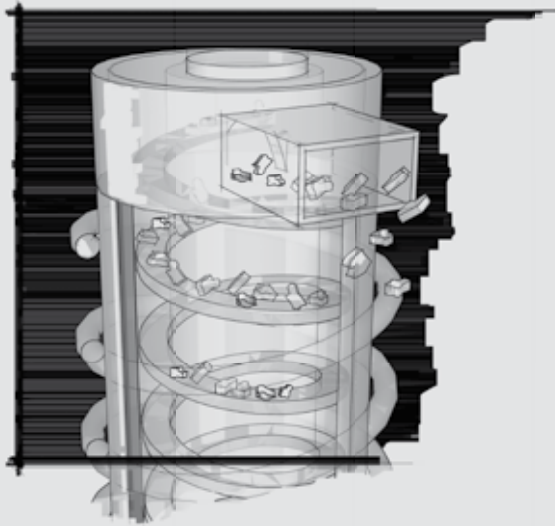


Escaping the



heat

The pure freshness: Flake ice makers

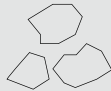


Ice evaporator and stainless steel auger



Flake Ice

Residual water content 25%

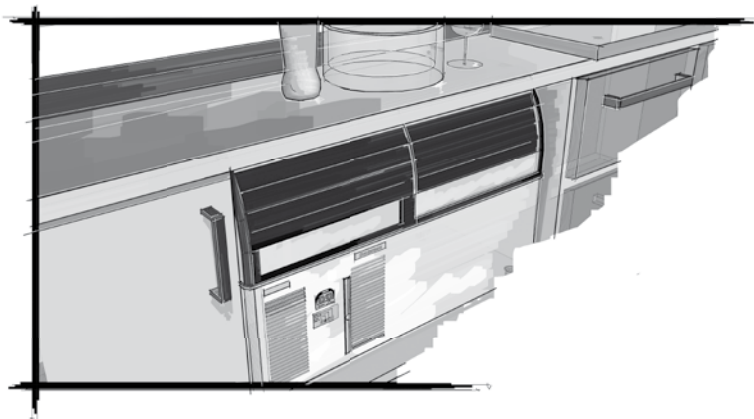


Superflake Ice

Residual water content 15%



Flaker series



AF 80

Ice type:

Flake

Condensing system:

Air cooled

Water cooled

Max daily production:

73 kg



Storage bin capacity:

25 kg

Dimensions:

W 535 mm

D 626 mm

H 800 mm / 890 mm with legs

AF 103

Ice type:

Flake

Condensing system:

Air cooled

Water cooled

Optional:

PWD - Progressive Water Discharge

Max daily production:

108 kg



Storage bin capacity:

30 kg

Dimensions:

W 535 mm

D 622 mm

H 997 mm / 1087mm with legs

AF 124

Ice type:

Flake

Condensing system:

Air cooled

Water cooled

Optional:

PWD - Progressive Water Discharge

Max daily production:

120 kg



Storage bin capacity:

40 kg

Dimensions:

W 950 mm

D 605 mm

H 795 mm / 885 mm with legs

AF 156

Ice type:

Flake

Condensing system:

Air cooled

Water cooled

Optional:

PWD - Progressive Water Discharge

Max daily production:

160 kg



Storage bin capacity:

60 kg

Dimensions:

W 950 mm

D 605 mm

H 1006 mm / 1096 mm with legs

Small and medium production

- **Agion:** the technology that makes products cleaner and longer lasting with built-in protection working 24/7 to resist the growth of microbes and the development of unpleasant odors.
- **Clean alert:** advises with a blink when it's time to clean the filter.
- **Electronic control:** ambient and water temperatures may change throughout the years but your ice maker will stay the same.
- **Front access condenser air filter:** a do-it-yourself cleaning operation that saves time and money and makes your ice maker live longer.
- **PWD - Progressive Water Discharge (optional):** pumps excess residual water up to a distance of 15 meters.
- **Water in / ice out concept** (no cycles, zero water wastage): limits to almost zero excess energy, water and time wastage.
- **Ergonomic access to ice with sliding disappearing door:** one-touch door lift, makes barman's life significantly easier.
- **AF series - built-in storage bin:** allows most undercounter installations for easier fit-in solutions.
- **MF series - head only ice maker:** requires a separate storage bin to store the ice produced.*

AF 206

Ice type:

Flake

Condensing system:

Air cooled

Water cooled

Optional:

PWD - Progressive Water Discharge

Max daily production:

200 kg



Storage bin capacity:

60 kg

Dimensions:

W 950 mm

D 605 mm

H 1006 mm / 1096 mm with legs

MF 26

Ice type:

Flake

Condensing system:

Air cooled

Water cooled

Max daily production:

120 kg



Dimensions (Head only):

W 564 mm

D 536 mm

H 531 mm

Recommended bins:

SB 193, SB 322

MF 36

Ice type:

Flake

Condensing system:

Air cooled

Water cooled

Max daily production:

200 kg



Dimensions (Head only):

W 564 mm

D 536 mm

H 531 mm

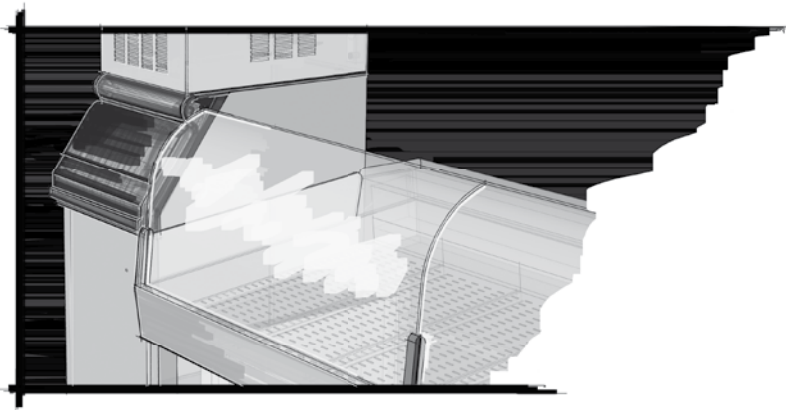
Recommended bins:

SB 193, SB 393

High production

* For all possible bin combinations available, please refer to chart at page 60.

Flaker series



MF 46

Ice type:

Superflake

Condensing system:

Air cooled
Water cooled

Max daily production:

330 kg



Dimensions (Head only):

W 538 mm

D 663 mm

H 650 mm

Recommended bins:

SB 193, SB 322

MF 47 Propane

Ice type:

Superflake

Condensing system:

Air cooled

Max daily production:

320 kg



Dimensions (Head only):

W 538 mm

D 663 mm

H 650 mm

Recommended bins:

SB 193, SB 322

MF 56

Ice type:

Superflake

Condensing system:

Air cooled

Water cooled

Air cooled remote

Max daily production:

600 kg



Dimensions (Head only):

W 538 mm

D 663 mm

H 790 mm

Recommended bins:

SB 393, SB 530, SB 948, SB 1025

MF 58 Split

Ice type:

Superflake

Condensing system:

For connection to dedicated
or centralized refrigeration system

Max daily production:

600 kg



Dimensions (Head only):

W 538 mm

D 663 mm

H 790 mm

Recommended bins:

SB 530, SB 948, SB 1025

High production

- **Agion:** the technology that makes products cleaner and longer lasting with built-in protection working 24/7 to resist the growth of microbes and the development of unpleasant odors.
- **Electronic control:** ambient and water temperatures may change throughout the years but your ice maker will stay the same.
- **External indicator lights:** keeps ice maker's operations under constant surveillance.
- **Plug-and-work technology:** starts off and constantly produces ice thanks to a no-cycle harvesting system.
- **Global standard footprint:** strictly follows international imperial standards commonly adopted in the industry of reference.
- **Water in / ice out concept** (no cycles, zero water wastage): limits to almost zero excess energy, water and time wastage.
- **Head only ice maker:** requires a separate storage bin to store the ice produced.*

MF 59 Split Co2

Ice type:
Superflake
Condensing system:
For connection to dedicated
or centralized refrigeration system
Max daily production:
700 kg



Dimensions (Head only):
W 538 mm
D 663 mm
H 790 mm
Recommended bins:
SB 393, SB 530

MF 66

Ice type:
Superflake
Condensing system:
Air cooled
Water cooled
Air cooled remote
Max daily production:
1150 kg



Dimensions (Head only):
W 1065 mm
D 698 mm
H 850 mm
Recommended bins:
SB 948, SB 1025, UBH 1100,
UBH 1600

MF 68 Split

Ice type:
Superflake
Condensing system:
For connection to dedicated
or centralized refrigeration system
Max daily production:
1220 kg



Dimensions (Head only):
W 538 mm
D 663 mm
H 790 mm
Recommended bins:
SB 948, SB 1025, UBH 1100,
UBH 1600

* For all possible bin combinations available, please refer to chart at page 60.

MF 69 Split Co2

Ice type:

Superflake

Condensing system:

For connection to dedicated
or centralized refrigeration system

Max daily production:

1400 kg



Dimensions (Head only):

W 538 mm

D 663 mm

H 790 mm

Recommended bins:

SB 948, SB 1025, UBH 1100,
UBH 1600

MF 86

Ice type:

Superflake

Condensing system:

Air cooled

Water cooled

Air cooled remote

Max daily production:

2500 kg



Dimensions:

W 1080 mm

D 780 mm

H 1140 mm / 1255 mm with legs

Recommended bins:

UBH 2250, SIS 1350

MF 88 Split

Ice type:

Superflake

Condensing system:

For connection to dedicated
or centralized refrigeration system

Max daily production:

2500 kg



Dimensions:

W 540 mm

D 780 mm

H 1140 mm / 1255 mm with legs

Recommended bins:

UBH 2250, SIS 1350


High production

* For all possible bin combinations available, please refer to chart at page 60.

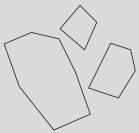


Delivering pure freshness

The tough guys: Scale ice makers



The drum




Scale Ice

Residual water content 2%



Horizontal drum



MAR 56

Ice type:

Scale ice

Condensing system:

Air cooled

Water cooled

Max daily production:

426 kg



Dimensions:

W 906 mm

D 621 mm + 192 mm

H 1125 mm

MAR 76

Ice type:

Scale ice

Condensing system:

Air cooled

Water cooled

Max daily production:

570 kg



Dimensions:

W 906 mm

D 621 mm + 192 mm

H 1125 mm

MAR 106

Ice type:

Scale ice

Condensing system:

Air cooled

Water cooled

Max daily production:

785 kg



Dimensions:

W 906 mm

D 621 mm + 192 mm

H 1125 mm

MAR 126

Ice type:

Scale ice

Condensing system:

Air cooled

Water cooled

Max daily production:

1000 kg



Dimensions:

W 906 mm

D 621 mm + 192 mm

H 1125 mm

Compact configuration



- **Stainless steel horizontal evaporating drum:** for a life-long working endurance.
- **Floor standing compatible:** delivers ice straight into carts, trolleys or ice boxes.
- **Plug-and-work technology:** starts off and constantly produces ice thanks to a no-cycle harvesting system.
- **All water in / all ice out concept** (no cycles, zero water wastage): limits to almost zero excess energy, water and time wastage.
- **Compact configuration:** includes evaporator, compressor and condensing units, and it is supplied without panels on the group (optional).

MAR 206

Ice type:

Scale ice

Condensing system:

Air cooled

Water cooled

Max daily production:

1850 kg



Dimensions:

W 1326 mm

D 676 mm + 177 mm

H 1125 mm

MAR 306

Ice type:

Scale ice

Condensing system:

Air cooled remote

Water cooled

Max daily production:

2450 kg



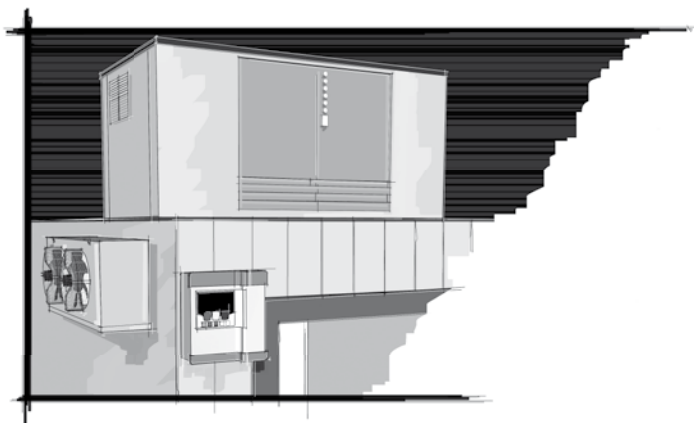
Dimensions:

W 1326 mm

D 676 mm + 177 mm

H 1125 mm

Horizontal drum



MAR 78 Split

Ice type:

Scale ice

Condensing system:

For connection to dedicated or centralized refrigeration system

Max daily production:

570 kg

MAR 108 Split

Ice type:

Scale ice

Condensing system:

For connection to dedicated or centralized refrigeration system

Max daily production:

785 kg

MAR 128 Split

Ice type:

Scale ice

Condensing system:

For connection to dedicated or centralized refrigeration system

Max daily production:

1000 kg



Dimensions:

W 906 mm

D 621 mm + 192 mm

H 520 mm



Dimensions:

W 906 mm

D 621 mm + 192 mm

H 520 mm



Dimensions:

W 906 mm

D 621 mm + 192 mm

H 520 mm

Split configuration



-
- **Stainless steel horizontal evaporating drum:** for a life-long working endurance.
 - **Floor standing compatible:** delivers ice straight into carts, trolleys or ice boxes.
 - **Plug-and-work technology:** starts off and constantly produces ice thanks to a no-cycle harvesting system.
 - **All water in / all ice out concept** (no cycles, zero water wastage): limits to almost zero excess energy, water and time wastage.
 - **Split configuration:** evaporator supplied only. For connections to remote condensing units, either dedicated or centralized.

MAR 208 Split

Ice type:

Scale ice

Condensing system:

For connection to dedicated or centralized refrigeration system

Max daily production:

1850 kg



Dimensions:

W 1326 mm
D 661 mm + 192 mm
H 520 mm

MAR 308 Split

Ice type:

Scale ice

Condensing system:

For connection to dedicated or centralized refrigeration system

Max daily production:

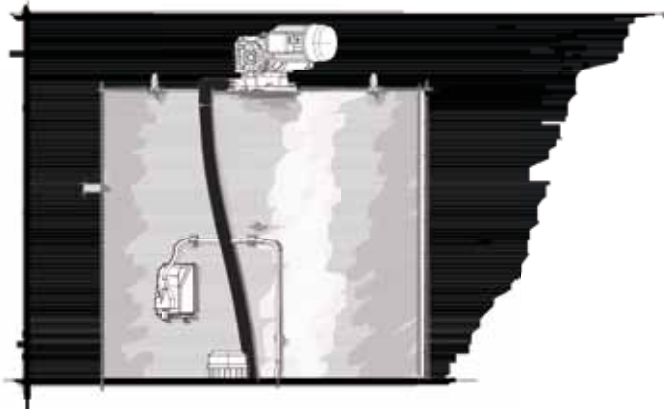
2450 kg



Dimensions:

W 1326 mm
D 661 mm + 192 mm
H 520 mm

Vertical drum



ES 1014

Ice type:

Scale ice

Condensing system:

For connection to dedicated or centralized refrigeration system

Max daily production:

1400 kg



Dimensions:

W 622 mm

D 753 mm

H 821 mm

ES 2040

Ice type:

Scale ice

Condensing system:

For connection to dedicated or centralized refrigeration system

Max daily production:

3000 kg



Dimensions:

W 833 mm

D 1000 mm

H 1395 mm

ES 4050

Ice type:

Scale ice

Condensing system:

For connection to dedicated or centralized refrigeration system

Max daily production:

5000 kg



Dimensions:

W 1103 mm

D 1303 mm

H 1467 mm

Split configuration



SPLIT CONFIGURATION

- **Stainless steel evaporating drum:** for a life long working endurance.
- **Condensing system:** to be connected to remote condensing units, either dedicated or centralized.
- **Possible installations:** top of coldrooms, containers or silos.

COMPACT CONFIGURATION

- **Stainless steel evaporating drum:** for a life long working endurance.
- **Plug-and-work technology:** starts off and constantly produces ice thanks to a no cycle harvesting system.
- **Possible installations:** top of coldrooms, containers or silos.

EC 25 AS

EC 30 AS

EC 40 AS

EC 50 AS

Ice type:

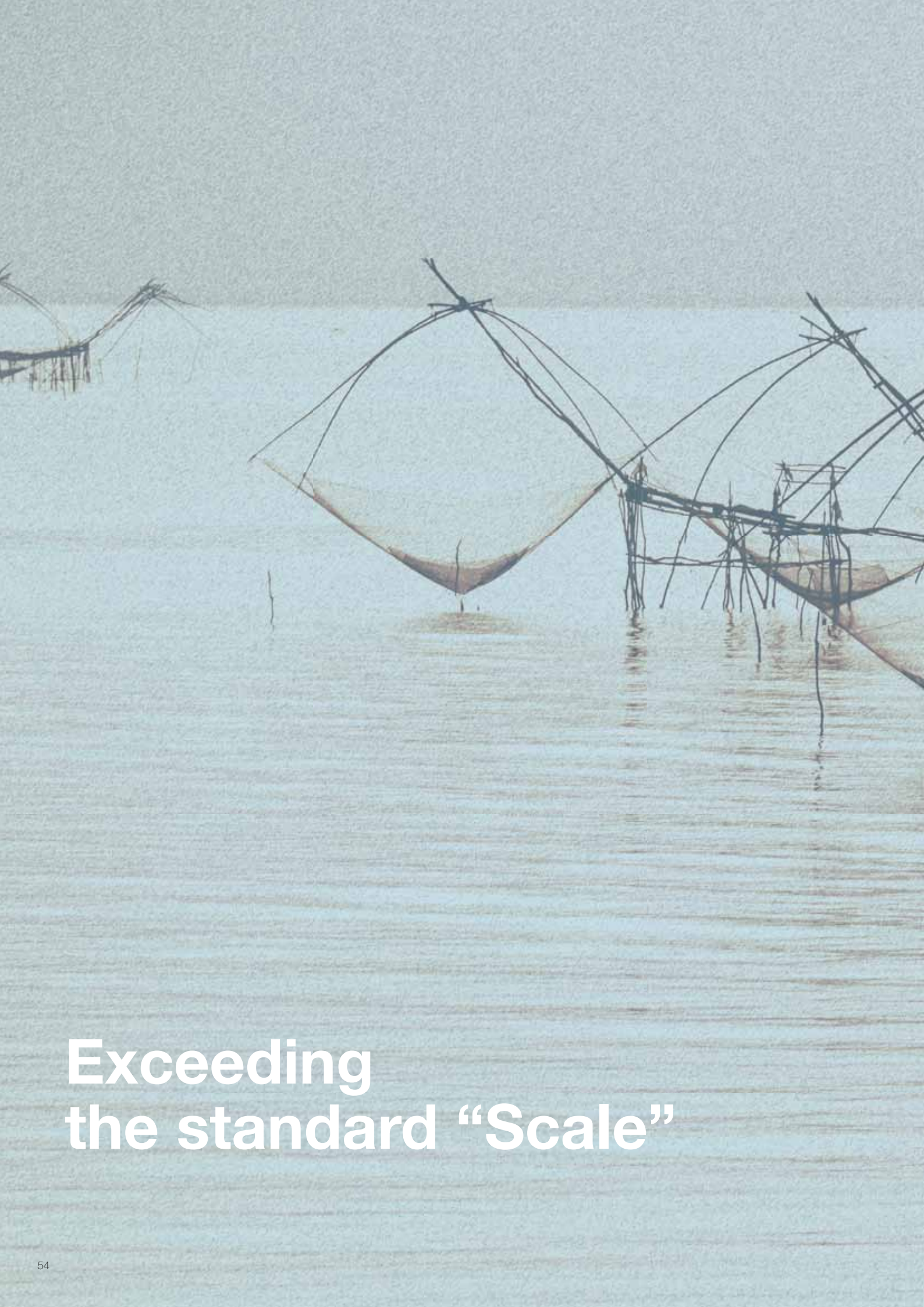
Scale ice

Max daily production:

from 2500 to 5000 kg



Compact configuration



**Exceeding
the standard “Scale”**



Ice storage systems

SB series



Slope front bins. Insulated, inside rounded corner, for daily turnover of ice. Easy to clean and maintain, removable gaskets.

The reinforced hinges provide enhanced durability. The slope front makes access to ice as easy as possible. From 129 kg to 478 kg storage capacity range. Compatible with any type of ice.

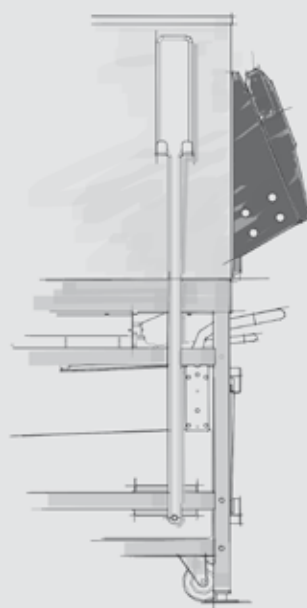
UBH series



Upright bins. First-in first-out concept provides a constantly fresh ice supply and high level of hygiene.

Insulated, inside rounded corner, for higher capacity demand for ice and longer period stock. Sturdy enough to sustain even the largest ice makers. Front windows allow operators to always keep an eye on the product inside. From 553 kg to 1068 kg storage capacity. Compatible with any type of ice.

SIS series



Upright bins with integral trolleys. First-in first-out concept provides a constantly fresh ice and high level of hygiene.

73 kg capacity trolleys, insulated and top-closed with lids, facilitate ice transportation. Ice falls down into trolleys gravitationally, eliminating the need of tiresome shoveling. Insulated, inside rounded corner, for higher capacity demand for ice and longer period stock. Sturdy enough to sustain even the largest ice makers.

Front windows allow operators to always keep an eye on the product inside. From 210 kg to 759 kg storage capacity. Compatible with any type of ice.

SB 193
Storage capacity:
129 kg



Dimensions:
W 569 mm
D 845 mm
H 1048 mm

SB 322
Storage capacity:
168 kg



Dimensions:
W 569 mm
D 869 mm
H 1271 mm

SB 393
Storage capacity:
181 kg



Dimensions:
W 769 mm
D 850 mm
H 1048 mm

SB 530
Storage capacity:
243 kg



Dimensions:
W 771 mm
D 880 mm
H 1271 mm

SB 550
Storage capacity:
252 kg



Dimensions:
W 1083 mm
D 824 mm
H 968 mm

SB 948
Storage capacity:
406 kg



Dimensions:
W 1236 mm
D 873 mm
H 1272 mm

SB 1025
Storage capacity:
478 kg



Dimensions:
W 1331 mm
D 881 mm
H 1272 mm

Slope front storage bin

UBH series

UBH 1100

Storage capacity:
553 kg



Dimensions:

W 1220 mm
D 1128 mm
H 1427 mm

UBH 1600

Storage capacity:
812 kg



Dimensions:

W 1530 mm
D 1128 mm
H 1731 mm

UBH 2250

Storage capacity:
1068 kg



Dimensions:

W 1872 mm
D 1468 mm
H 1292 mm

Upright storage bin

SIS 300

Storage capacity:

137 kg + 73 kg ice cart

Dimensions:

W 884 mm

D 1024 mm

H 1343 mm



SIS 1350

Storage capacity:

613 kg + 73kg + 73kg ice carts



Dimensions:

W 1753 mm

D 1267 mm

H 1803 mm

SIS 700

Storage capacity:

318 kg + 73 kg ice cart



Dimensions:

W 885 mm

D 1267 mm

H 1803 mm

Accessories carts and totes



Ice shuttle storage bin

Head/bin combination chart

	BIN	SB193	SB322	SB393	SB530	SB550	SB948	SB1025	UBH1100	UBH1600	UBH2250	SIS300	SIS700	SIS1350
HEAD	Kg/24h	129	168	181	243	252	406	478	553	812	1068	137 + 73	318 + 73	613+73+73
MXG328	150	✓	✓											
MXG428	195	✓	✓						▼	▼			▼	▼
MXG438	195			✓	✓					▼				▼
MXG468	150			✓	✓					▼				▼
MXG638	340			✓	✓					▼				▼
MXG938	400			✓	✓					▼				▼
C0322	137	✓	✓	■	■									
C0522	214	✓	✓	■	■									
C0722	214	✓	✓	■	■									
C0530	217			✓	✓		■	■	▼					
C0630	300			✓	✓		■	■	▼	▼				
C0830	360			✓	✓		■	■						
C1030	416			✓	✓		■	■	▼	▼				
C1448	636						✓	■	▼	▼				
C1848	736						✓	■	▼	▼				
C2148	869						✓	■	▼	▼				
NW458	220			✓	✓									
NW608	280			✓	✓		■							
NW1008	456			✓	✓		■	■	▼	▼				
MV306	154	✓	●	■	■									
MV426	225	✓	●	■	■									
MV430	210	✓	●	■	■									
MV456	247			✓	●	■	■	■	▼					
MV460	220			✓	●	■	■	■	▼					
MV606	320			✓	●	■	■	■	▼	▼				
MV806	430			✓	●	■	■	■	▼	▼				
MV1006	465			✓	●	■	■	■	▼	▼				
MF26	120	✓✱	✓✱	■	■	■	■					▼		
MF36	200	✓✱	✓✱	■	■	■	■					▼		
MF46	330	✓✱	✓✱	■	■	■	■	■	▼			▼	▼	
MF47	320	✓✱	✓✱	■	■	■	■	■	▼			▼	▼	
MFNS46	270	✓✱	✓✱	■	■	■	■	■	▼			▼	▼	
MF56	600			■	■	■	■	■	▼	▼		▼	▼	
MFNS56	470			■	■	■	■	■	▼	▼		▼	▼	
N622	292		✓✱	■	■	■	■	■	▼	▼		▼	▼	
N922	438		✓✱	■	■	■	■	■	▼	▼		▼	▼	
MF58	600			■	■	■	■	■	▼	▼			▼	
MF59	700			■	■	■	■	■	▼	▼			▼	
MF66	1150								▼	▼	▼			▼
MF68	1220						■	■	▼	▼	▼			▼
MF69	1400						■	■	▼	▼	▼			▼
MF86	2500										▼			▼
MFNS86	1900										▼			▼
MF88	2500										▼			▼
MFNS88	1900										▼			▼
MAR56	426								▼	▼	▼	▼	▼	▼
MAR76	570								▼	▼	▼	▼	▼	▼
MAR106	785								▼	▼	▼		▼	▼
MAR126	1000								▼	▼	▼		▼	▼
MAR206	1850									▼	▼			▼
MAR306	2450									▼	▼			▼
MAR78	570								▼	▼	▼	▼	▼	▼
MAR108	785								▼	▼	▼		▼	▼
MAR128	1450								▼	▼	▼		▼	▼
MAR208	1700									▼	▼			▼
MAR308	2450									▼	▼			▼

- ✓ Perfect combination - between ice maker and bin
- ✓✱ Bin top included
- No anchor points between ice maker and bin
- Need additional Bin Top
- ▼ Ice chute cut-out performed upon installation

Tops for bins

CBT22EFSD for MF26 and MF36 when used with SB193 and SB322.

CBT22EFCD for MF46-MFN46-MF47- MF56-MFN56-MF57 when used with SB193 and SB 322.

CBT30EFSD for MF26-MF36-MF46-MFN46-MF47-MF56-MFN56-MF57-MF58-MF59-N622/N922 when used with SB393 and SB530.

CBT30EMCD for MV306-MV426 and MV430 when used with SB393 and SB530.

CBT30EMCD for N622 and N922 when used with SB393.

CBT30/52AMCD for C0322 and C0522 when used with SB393 and SB530.

CBT30/52AMCD for C1448-C1848- and C2148 when used with SB1025.

CBT42EFSD for MF26-MF36-MF46-MFN46-MF47-MF56-MFN56-MF57-MF58-MF59-N622 and N922 when used with SB550.

CBT42EMCD for MV456-MV460-MV606-MV806 and MV1006 when used with SB550.

BINTOPMXG for MXG428-MXG438-MXG468-MXG638 and MXG938 when used with SB550.

CBT48EAMCD for MXG638-MXG938-C530-C630 C830-C1030-MV456 -MV460 MV606-MV806 and MV1006 when used with SB948.

CBT48FMCD for N622-N922-MF46-MFN46-MF47-MF56-MFN56-MF57-MF58-MF59-MF68 and MF69 when used with SB948.

CBT52FMCD for MF46-MFN46-MF47-MF56-MFN56-MF57-MF58-MF59-MF68-MF69-N622 and N922 when used with SB1025.

CBT52EAMCD for MXG638-MXG938-MV456-MV460 MV606-MV806-MV1006, C0530 C0630-C0830-C1030 when used with SB1025.

Other products

HD 22

Storage Capacity:

59 kg

Dispensing unit to be combined with an ice maker



Dimensions:

W 558 mm
D 850 mm
H 1353 mm

HD 30

Storage Capacity:

81 kg

Dispensing unit to be combined with an ice maker



Dimensions:

W 762 mm
D 850 mm
H 1353 mm

SCW 14 B - EVO

Pressure water cooler

Max cooled litres/hour:

50 litres



Dimensions:

W 404 mm
D 332 mm
H 1034 mm

SCW 14 FP - EVO

Pressure water cooler

Max cooled litres/hour:

50 litres



Dimensions:

W 404 mm
D 332 mm
H 1034 mm

SW 12 USPH

Pressure water cooler

Max cooled litres/hour:

50 litres



Dimensions:

W 400 mm
D 330 mm
H 865 mm

SW 12 S

Pressure water cooler

Max cooled litres/hour:

50 litres



Dimensions:

W 432 mm
D 360 mm
H 505 mm

Water & ice dispensers

ACM 25

Ice type:

Gourmet cube

Condensing system:

Air cooled

Max daily production:

9 kg - 450 Medium cubes



Storage bin capacity:

3,5 kg - 175 Medium cubes

Dimensions:

W 380 mm

D 388 mm

H 640 mm

MC 46 SHORT SPLIT

Model specific for ice factories

Ice type:

Gourmet cube

Cube size:

Medium cube

Large cube

Max daily production:

300 kg - 15000 Medium cubes



Dimensions:

W 600 mm

D 765 mm

H 793 mm

AC 206 ICE SHOT

Ice type:

Ice shot glass

Condensing system:

Air cooled

Water cooled

Optional:

PWD - Progressive Water Discharge

Max daily production:

84 kg - 2375 Ice Shot



Storage bin capacity:

50 kg - 830 Ice Shot

Dimensions:

W 1250 mm

D 620 mm

H 780 mm / 870 mm with legs

RBC Stand and Carts

RBC 200: 100 kg

RBC 300: 150 kg

RBC 500: 250 kg



CRUSHMAN 360

Crushes all ice cubes

6 kg per minute



Dimensions:

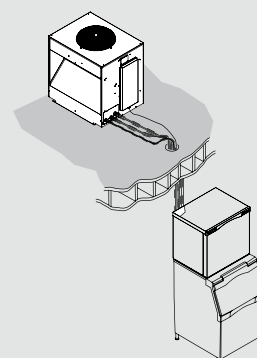
W 245 mm

D 430 mm

H 490 mm

EH Series ECLIPSE

Outdoor pre-charged refrigeration system specific for Prodigy Plus units. Designed to eliminate heat and noise from service area of the restaurant.



Ice makers and carts

Global supplier for global markets

SCOTSMAN USA - HQ

USA, Canada, Latin America
Scotsman Ice Systems USA
775 Corporate Woods Parkway
Vernon Hills, IL 60061
Ph: +847-215-4550
Fax: +847-913-9844
customer.service@scotsman-ice.com

SCOTSMAN INTERNATIONAL - HQ

Europe, Africa, Middle East,
Asia & Pacific
Scotsman Ice Srl
Via Lainate 31
20010 Pogliano Milanese
Milan - Italy
Ph: +39-02-93960208
Fax: +39-02-93960201
sales@scotsman.it

**HOTEL
& RESORT**

**QSR
& CASUAL DINING**

**EATERIES
& FINE DINING**

**CONVENIENCE STORE
& FOOD RETAIL**

CHINA MAINLAND

Scotsman Ice Systems (Shanghai)
Co., Ltd.
Room 2505, Building 2
20 Xuhong Middle Road,
Xuhui District
Shanghai China 200235
Main line: +86-21-6131 3205/3200
Fax: +86-21 6131 3330
sales@scotsman-china.com
service@scotsman-china.com

MIDDLE EAST & NORTH AFRICA

Scotsman Ice Srl
Scotsman Regional Office (ME&NA)
POBox: 42026, Sharjah, UAE
HFZA Bonded Warehouse
No. 1k-10/1
Ph: +9716-5262-944/945
Fax: +9716-5262-946
Mob. Ph.+971-505-505-980
Skype: mdawood331393
m.dawood@scotsman.ae

SPAIN

Scotsman España, S.L.U.
c/ Galapagar, 12
Poligono Industrial Ventorro del Cano
28925 Alcorcon (Madrid)
Ph: +34-91-1109796
Fax: +34-91-6337423
scotsman@scotsman-espana.es
www.scotsman-espana.es

ASIA & PACIFIC

Scotsman Industries (S) PTE. LTD.
1 Commonwealth Lane #09-22
One Commonwealth
Singapore 149544
Ph: +65-6738-5393
Fax: +65-6738-1959
scotsman@scotsman.com.sg

SOUTH & CENTRAL AFRICA

Scotsman Ice Systems SA (Pty) Ltd
P.O. Box 44 - Riverclub
2149 Lakeview Business Park
Unit 4, 8 - 10 Yaldwyn Road
Jetpark, Boksburg
Ph: +27-11-826-6742/1
+27 087-720 0245/6/7/8
Fax: +27-11 826 4123
+27-086-634-0803
stuart@scotsmansa.co.za
jennifer@scotsmansa.co.za



**WINE BAR
& CLUB**

**COFFEE HOUSE
& BAKERY**

**HEALTHCARE
& CATERING**

**FOOD PROCESSING
& FISHMONGER**



Above, clearly.



www.scotsman-ice.it



Milano - Madrid - Chicago - Dubai - Singapore - Shanghai - Johannesburg