



Glo-Ray® Dual Aluminum Infrared Strip Heaters with Lights

Standard Watt Models:

GRAL-18D, -24D, -30D, -36D, -42D, -48D, -54D, -60D, -66D, -72D, -84D, -96D, -108D, -120D, -132D, -144D

High Watt Models:

GRAHL-18D, -24D, -30D, -36D, -42D, -48D, -54D, -60D, -66D, -72D, -84D, -96D, -108D, -120D, -132D, -144D

Create a deeper holding area with Glo-Ray® Dual Aluminum Infrared Foodwarmers mounted side-by-side, keeping hot food at optimum serving temperatures. The pre-focused heat pattern directs heat from a metal sheathed element across the entire holding surface. The continuous aluminum housing and heavy-duty mountings ensure the durability and quality of Hatco products.

Standard features

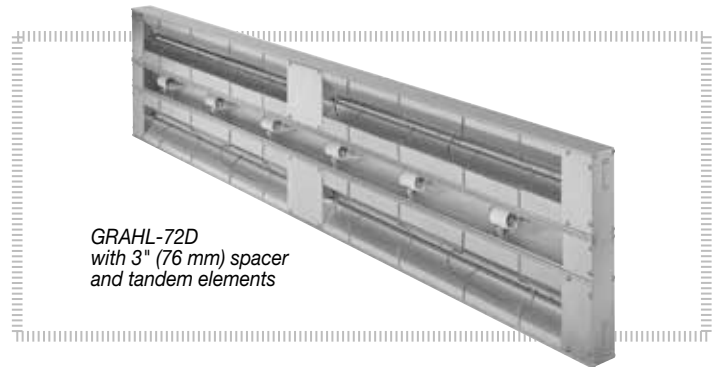
- Provides even heat distribution – no “cold spots”
- Pre-focused heat maintains safe serving temperatures longer
- Sturdy extruded aluminum housings that do not sag, from 18" to 144" (457 to 3658 mm)
- Metal sheathed heating elements guaranteed against burnout and breakage for two years
- Reflector does not blacken, maintaining a consistent heat pattern
- Coated shatter-resistant incandescent lights enhance product display while safeguarding food from bulb breakage
- Reinforced wire guard provides operator safety without affecting heat distribution
- 3" or 6" (76 or 152 mm) spacer available for in between units for deeper holding area
- Heavy-duty insulation minimizes heat loss
- Optional sneeze guard made of shatterproof, easy-to-clean acrylic provide safe food serving environment
- Additional reflector styles and lower wattage elements also available, please consult factory for more information

†Non-standard colors are non-returnable

Project _____

Item # _____

Quantity _____



GRAHL-72D
with 3" (76 mm) spacer
and tandem elements

Options (available at time of purchase only)

Housing (Stainless steel standard) in *Designer Color* or *Gloss Finish*†

- | | | | |
|---|---------------------------------------|---|--|
| <input type="checkbox"/> 15" (4572 mm) | <input type="checkbox"/> 18" (457 mm) | | |
| <input type="checkbox"/> Warm Red | <input type="checkbox"/> Black | <input type="checkbox"/> Gray Granite | <input type="checkbox"/> White Granite |
| <input type="checkbox"/> Navy Blue | <input type="checkbox"/> Hunter Green | <input type="checkbox"/> Antique Copper | |
| <input type="checkbox"/> Radiant Red | <input type="checkbox"/> Glossy Gray | <input type="checkbox"/> Bold Black | <input type="checkbox"/> Gleaming Gold |
| <input type="checkbox"/> Brilliant Blue | | | |

☐ Indicator Light (Remote only)

Power Leads – Extended beyond Standard 3' (914 mm) Conduit (specify lead length)

- | | |
|---|---|
| <input type="checkbox"/> 1'-5' (305-1525 mm) | <input type="checkbox"/> 6'-10' (1829-3048 mm) |
| <input type="checkbox"/> 11'-15' (3352-4572 mm) | <input type="checkbox"/> 16'-20' (4877-6096 mm) |

Sneeze Guard

- | | |
|---|--|
| <input type="checkbox"/> 9.375" (238 mm) – One Side | <input type="checkbox"/> 9.375" (238 mm) – Two Sides |
| <input type="checkbox"/> 14" (356 mm) – One Side | <input type="checkbox"/> 14" (356 mm) – Two Sides |

Bulbs

- ☐ No Bulbs ☐ Halogen Bulb in lieu of Standard 60 watt) U.S. Canada only)

☐ Extra Lamps – Installed (max. two per ft. less one – one per ft. is standard)

Bright Annealed Reflector for Lights

- | | |
|--|---|
| <input type="checkbox"/> 3" (76 mm) Spacer | <input type="checkbox"/> 6" (152 mm) Spacer |
|--|---|

☐ No control included

☐ Remote Infinite Switches in lieu of Toggle (max. 12.2 amps)

☐ Remote Toggle Switches (max. 15 amps)

Remote Box – choose *Designer Color* or *Gloss Finish*†

- | | | | |
|---|---------------------------------------|---|--|
| <input type="checkbox"/> Warm Red | <input type="checkbox"/> Black | <input type="checkbox"/> Gray Granite | <input type="checkbox"/> White Granite |
| <input type="checkbox"/> Navy Blue | <input type="checkbox"/> Hunter Green | <input type="checkbox"/> Antique Copper | |
| <input type="checkbox"/> Radiant Red | <input type="checkbox"/> Glossy Gray | <input type="checkbox"/> Bold Black | <input type="checkbox"/> Gleaming Gold |
| <input type="checkbox"/> Brilliant Blue | | | |

☐ Factory attaches Control Box to Strip Heater (Export only)

Adjustable Tubular Stands (ATL) (not available in *Designer colors*)

- | | |
|---------------------------------------|---------------------------------------|
| <input type="checkbox"/> 10" (254 mm) | <input type="checkbox"/> 14" (356 mm) |
|---------------------------------------|---------------------------------------|

Non-Adjustable Tubular Stands (NTL) – choose clearance and color below

- | | | | |
|---------------------------------------|---------------------------------------|---------------------------------------|---------------------------------------|
| <input type="checkbox"/> 10" (254 mm) | <input type="checkbox"/> 12" (305 mm) | <input type="checkbox"/> 14" (356 mm) | <input type="checkbox"/> 16" (406 mm) |
|---------------------------------------|---------------------------------------|---------------------------------------|---------------------------------------|

Designer Color or *Gloss Finish* for NTL†

- | | | | |
|---|---------------------------------------|---|--|
| <input type="checkbox"/> Warm Red | <input type="checkbox"/> Black | <input type="checkbox"/> Gray Granite | <input type="checkbox"/> White Granite |
| <input type="checkbox"/> Navy Blue | <input type="checkbox"/> Hunter Green | <input type="checkbox"/> Antique Copper | |
| <input type="checkbox"/> Radiant Red | <input type="checkbox"/> Glossy Gray | <input type="checkbox"/> Bold Black | <input type="checkbox"/> Gleaming Gold |
| <input type="checkbox"/> Brilliant Blue | | | |

Accessories

Adjustable Angle Brackets (with clearance above unit)

- | | |
|---|--------------------------------------|
| <input type="checkbox"/> 1"-2" (25-51 mm) | <input type="checkbox"/> 7" (178 mm) |
|---|--------------------------------------|

☐ Chain Suspension

ChefLED bulb 120V only (U.S., Canada only) GRAL-xxD must be 15" or higher from surface, GRAHL-xxD must be 18" or higher from surface

- | | | |
|--|--|--|
| <input type="checkbox"/> 2700 Warm light | <input type="checkbox"/> 3000 Warm Light | <input type="checkbox"/> 4000 Cool Light |
|--|--|--|



HATCO CORPORATION | P.O. Box 340500 Milwaukee, WI 53234-0500 U.S.A.

(800) 558-0607 | (414) 671-6350 | www.hatcocorp.com | support@hatcocorp.com | intl@hatcocorp.com

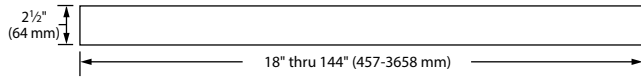


Glo-Ray® Dual Aluminum Infrared Strip Heaters with Lights

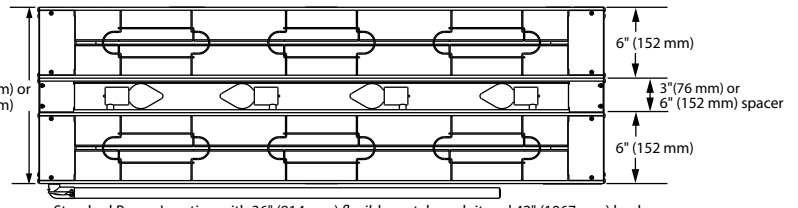
Standard Watt: GRAL -18D, -24D, -30D, -36D, -42D, -48D, -54D, -60D, -66D, -72D, -84D, -96D, -108D, -120D, -132D, -144D

High Watt: GRAHL-18D, -24D, -30D, -36D, -42D, -48D, -54D, -60D, -66D, -72D, -84D, -96D, -108D, -120D, -132D, -144D

GRAL-D and GRAHL-D



FRONT VIEW



BOTTOM VIEW

SPECIFICATIONS

Glo-Ray® Dual Aluminum Infrared Strip Heaters with Lights

Dimensions: with 3" (76 mm) Spacer: 18" - 144" W x 15" D x 2.5" H (457 - 3658 mm x 381 mm x 64 mm)
with 6" (152 mm) Spacer: 18" - 144" W x 18" D x 2.5" H (457 - 3658 mm x 457 mm x 64 mm)

■ Shaded areas contain electrical information for International models

Standard Watt			High Watt			Both Models		
Model	Volts	Watts	Model	Volts	Watts	Phase	Width	Ship Weight*
GRAL-18D	120	620	GRAHL-18D	120	820	Single	18" (457 mm)	14 lbs. (7 kg.)
	120/208			120/208				
	120/240			120/240				
	200	546		200	731	Single		
	220	601		220	801			
	220-230 (CE)*	601-657		220-230 (CE)*	801-875			
	230-240 (CE)*	569-620		230-240 (CE)*	753-820			
240	620	240	820					
GRAL-24D	120	820	GRAHL-24D	120	1120	Single	24" (610 mm)	16 lbs. (8 kg.)
	120/208			120/208				
	120/240			120/240				
	200	731		200	1008	Single		
	220	801		220	1101			
	220-230 (CE)*	801-875		220-230 (CE)*	1101-1203			
	230-240 (CE)*	753-820		230-240 (CE)*	1029-1120			
240	820	240	1120					
GRAL-30D	120	1020	GRAHL-30D	120	1440	Single	30" (762 mm)	18 lbs. (9 kg.)
	120/208			120/208				
	120/240			120/240				
	200	915		200	1304	Single		
	220	1001		220	1421			
	220-230 (CE)*	1001-1094		220-230 (CE)*	1421-1553			
	230-240 (CE)*	937-1020		230-240 (CE)*	1323-1440			
240	1020	240	1440					
GRAL-36D	120	1330	GRAHL-36D ■	120	1780	Single	36" (914 mm)	21 lbs. (10 kg.)
	120/208			120/208				
	120/240			120/240				
	200	1188		200	1604	Single		
	220	1301		220	1751			
	220-230 (CE)*	1301-1422		220-230 (CE)*	1751-1914			
	230-240 (CE)*	1221-1330		230-240 (CE)*	1635-1780			
240	1330	240	1780					
GRAL-42D	120	1530	GRAHL-42D ■	120	2080	Single	42" (1067 mm)	26 lbs. (12 kg.)
	120/208			120/208				
	120/240			120/240				
	200	1373		200	1882	Single		
	220	1501		220	2051			
	220-230 (CE)*	1501-1641		220-230 (CE)*	2051-2242			
	230-240 (CE)*	1405-1530		230-240 (CE)*	1910-2080			
240	1530	240	2080					
GRAL-48D ■	120	1840	GRAHL-48D ■	120	2440	Single	48" (1219 mm)	27 lbs. (12 kg.)
	120/208			120/208				
	120/240			120/240				
	200	1646		200	2201	Single		
	220	1802		220	2402			
	220-230 (CE)*	1802-1969		220-230 (CE)*	2402-2625			
	230-240 (CE)*	1690-1840		230-240 (CE)*	2241-2440			
240	1840	240	2440					
GRAL-54D ■	120	2090	GRAHL-54D ■	120	2740	Single	54" (1372 mm)	30 lbs. (14 kg.)
	120/208			120/208				
	120/240			120/240				
	200	1877		200	2478	Single		
	220	2052		220	2702			
	220-230 (CE)*	2052-2242		220-230 (CE)*	2702-2953			
	230-240 (CE)*	1919-2090		230-240 (CE)*	2516-2740			
240	2090	240	2740					

NOTE: GRAL-D and GRAHL-D models that have multiple voltages listed, such as 120/208 or 120/240 have multiple circuits. For example, a 120/208V unit utilizes 120V for the light circuit and 208V for the heat circuit(s). Consult the electrical diagram supplied with the unit for specific information.

CAUTION: Strip heaters equipped with incandescent lights that require a circuit breaker larger than 20 amps for the heat element must have a separate circuit breaker for the incandescent lights that is 20 amps or less.

* Shipping weight includes packaging, and does not include RMB.

■ CE approved units for 220-230V utilize a 220V heating system; 230-240V CE units utilize a 240V heating system.

■ 120V models may require additional switches, (remote only) consult factory for applications.

HATCO CORPORATION | P.O. Box 340500 Milwaukee, WI 53234-0500 U.S.A.

(800) 558-0607 | (414) 671-6350 | www.hatcocorp.com | support@hatcocorp.com | intl@hatcocorp.com



Glo-Ray® Dual Aluminum Infrared Strip Heaters with Lights

Standard Watt: GRAL -18D, -24D, -30D, -36D, -42D, -48D, -54D, -60D, -66D, -72D, -84D, -96D, -108D, -120D, -132D, -144D

High Watt: GRAHL-18D, -24D, -30D, -36D, -42D, -48D, -54D, -60D, -66D, -72D, -84D, -96D, -108D, -120D, -132D, -144D

SPECIFICATIONS - Glo-Ray® Dual Aluminum Infrared Strip Heaters with Lights

Dimensions: with 3" (76 mm) Spacer: 18" - 144" W x 15" D x 2.5" H (457 - 3658 mm x 381 mm x 64 mm)
with 6" (152 mm) Spacer: 18" - 144" W x 18" D x 2.5" H (457 - 3658 mm x 457 mm x 64 mm)

■ Shaded areas contain electrical information for International models only.

Standard Watt			High Watt			Both Models		
Model	Volts	Watt	Model	Volts	Watt	Phase	Width	Ship Weight*
GRAL-60D ■	120	2400	GRAHL-60D ■	120	3100	Single	60" (1524 mm)	35 lbs. (16 kg.)
	120/208							
	120/240							
	200	2150		200	2797	Single		
	220	2352		220	3052			
	220-230 (CE)★	2352-2571		220-230 (CE)★	3052-3336			
	230-240 (CE)★	2204-2400		230-240 (CE)★	2847-3100			
	240	2400		240	3100			
GRAL-66D ■	120	2620	GRAHL-66D ■	120	3420	Single	66" (1676 mm)	37 lbs. (17 kg.)
	120/208							
	120/240							
	200	2353		200	3093	Single		
	220	2572		220	3372			
	220-230 (CE)★	2572-2811		220-230 (CE)★	3372-3686			
	230-240 (CE)★	2406-2620		230-240 (CE)★	3141-3420			
	240	2620		240	3420			
GRAL-72D ■	120	2910	GRAHL-72D ■	120	3810	Single	72" (1829 mm)	41 lbs. (19 kg.)
	120/208							
	120/240							
	200	2608		200	3440	Single		
	220	2853		220	3753			
	220-230 (CE)★	2853-3118		220-230 (CE)★	3753-4101			
	230-240 (CE)★	2673-2910		230-240 (CE)★	3499-3810			
	240	2910		240	3810			
GRAL-84D ■	120	3420	GRAHL-84D ■	120	4520	Single	84" (2134 mm)	50 lbs. (23 kg.)
	120/208							
	120/240							
	200	3065		200	4082	Single		
	220	3353		220	4453			
	220-230 (CE)★	3353-3665		220-230 (CE)★	4453-4867			
	230-240 (CE)★	3141-3420		230-240 (CE)★	4151-4520			
	240	3420		240	4520			
GRAL-96D ■	120	3930	GRAHL-96D ■	120	5280	Single	96" (2438 mm)	52 lbs. (24 kg.)
	120/208							
	120/240							
	200	3523		200	4771	Single		
	220	3853		220	5203			
	220-230 (CE)★	3853-4212		220-230 (CE)★	5230-5687			
	230-240 (CE)★	3609-3930		230-240 (CE)★	4849-5280			
	240	3930		240	5280			
GRAL-108D ◆	120	4240	GRAHL-108D ◆	120	5540	Single	108" (2743 mm)	59 lbs. (27 kg.)
	120/208							
	120/240							
	220	4154		220	5454	Single		
	220-230 (CE)★	4154-4540		220-230 (CE)★	5454-5961			
	230-240 (CE)★	3894-4240		230-240 (CE)★	5088-5540			
	240	4240		240	5540			
GRAL-120D ◆	120	4800	GRAHL-120D ◆	120	6200	Single	120" (3048 mm)	66 lbs. (30 kg.)
	120/208							
	120/240							
	220	4704		220	6104	Single		
	220-230 (CE)★	4704-5742		220-230 (CE)★	6104-6672			
	230-240 (CE)★	4408-4800		230-240 (CE)★	5694-6200			
	240	4800		240	6200			
GRAL-132D ◆	120	5300	GRAHL-132D ◆	—	6900	Single	132" (3353 mm)	73 lbs. (34 kg.)
	120/208							
	120/240							
	220	5195		220	6795	Single		
	220-230 (CE)★	5195-5678		220-230 (CE)★	6795-7426			
	230-240 (CE)★	4868-5300		230-240 (CE)★	6337-6900			
	240	5300		240	6900			
GRAL-144D ◆	120	5820	GRAHL-144D ◆	—	7620	Single	144" (3658 mm)	80 lbs. (37 kg.)
	120/208							
	120/240							
	220	5705		220	7505	Single		
	220-230 (CE)★	5705-6235		220-230 (CE)★	7505-8203			
	230-240 (CE)★	5345-5820		230-240 (CE)★	6998-7620			
	240	5820		240	7620			

NOTE: GRAL-D and GRAHL-D models that have multiple voltages listed, such as 120/208 or 120/240 have multiple circuits. For example, a 120/208V unit utilizes 120V for the light circuit and 208V for the heat circuit(s). Consult the electrical diagram supplied with the unit for specific information.

CAUTION: Strip heaters equipped with incandescent lights that require a circuit breaker larger than 20 amps for the heat element must have a separate circuit breaker for the incandescent lights that is 20 amps or less.

* Shipping weight includes packaging, and does not include RMB.

■ 120V models may require additional switches, (remote only) consult factory for applications.

♦ CE approved units for 220-230V utilize a 220V heating system; 230-240V CE units utilize a 240V heating system.

• 120V models with infinite switch require tandem (end-to-end) elements, consult factory for applications.

♦ Glo-Ray models 108"-144" (2743-3658 mm) and 120V models of GRAH(L)-84 and GRAH(L)-96 contain tandem (end-to-end) elements that may be individually controlled.

▲ Must order Remote Control Enclosure.

▴ Available with RMB or remote switch only.

HATCO CORPORATION | P.O. Box 340500 Milwaukee, WI 53234-0500 U.S.A.

(800) 558-0607 | (414) 671-6350 | www.hatcocorp.com | support@hatcocorp.com | intl@hatcocorp.com



Glo-Ray® Dual Aluminum Infrared Strip Heaters with Lights

Standard Watt: GRAL -18D, -24D, -30D, -36D, -42D, -48D, -54D, -60D, -66D, -72D, -84D, -96D, -108D, -120D, -132D, -144D

High Watt: GRAHL-18D, -24D, -30D, -36D, -42D, -48D, -54D, -60D, -66D, -72D, -84D, -96D, -108D, -120D, -132D, -144D

AMPS

Amps on all models vary based on configuration – please consult factory.

TOGGLE SWITCH

Amps: Max. 15 amps. Location: Chef's left side.

INFINITE SWITCH

Max. 12.2 amps

LEADS

US/Canada: 3' (914 mm) conduit with leads (standard on 120, 120/208 and 120/240 models only) and 6" (152 mm) leads – server's right.

Euro/UK: 6" (152 mm) pigtail leads with no conduit – servers right.

RECOMMENDED MOUNTING HEIGHTS

(Refer to the Installation section of the Manual on the Hatco website)

Standard Watt: 10"-14" (254-356 mm)

High Watt: 14"-18" (356-457 mm)

MINIMUM CLEARANCES

Combustibles

Can not be installed in combustible surroundings

Non-Combustibles

Dual Units with Built-In Switches

Unit to surface below: 10" (254 mm).

Must be installed in pass through area, back wall installation not allowed

Below oversheaf: 1" (25 mm) clearance

Dual Units with Remote Switches:

Unit to surface below: 8" (203 mm)

Unit to wall: 3" (76 mm)

Below oversheaf: 0" (0 mm) clearance, can be flush to an oversheaf.

REMOTE CONTROL ENCLOSURES

Must order one RMB control box per Strip Heater - If RMB2 is used, multiple warmers can be controlled from one box. For more details, see "Choose Remote Box" section listed under "Resources" on the Hatco website, www.hatcocorp.com

Model	Width	Toggle Switches
RMB-3	6"(150 mm)	2 maximum
RMB-7	9.375" (239 mm)	4 maximum
RMB-14	14.375" (366 mm)	6 maximum
RMB-16	16.375" (417 mm)	3 maximum
RMB-20	20.375" (518 mm)	4 maximum
RMB2-1R	11" (279 mm)	1 toggle, 1 infinite, 1 relay, 1 indicator light
RMB2-2R	14" (356 mm)	1 toggle, 1 infinite, 2 relays, 1 indicator light



RMB-7L
with infinite control



RMB-7D
with optional Designer color



RMB-3F
with toggle switch
and indicator light

PRODUCT SPECS

Dual Infrared Foodwarmer

The Dual Aluminum Infrared Foodwarmer with lights shall be a Glo-Ray®, manufactured by the Hatco Corporation, Milwaukee, WI 53234 U.S.A.

The Foodwarmer shall be a Glo-Ray Model ... , rated at ... watts, ... volts, single phase, and be ... inches (millimeters) in overall width. The Glo-Ray shall consist of an aluminum housing and include four shelf mounting tabs.

The infrared heating element shall be tubular metal sheathed. The foodwarmer shall be ready for electrical installation. Options and accessories shall include adjustable or non-adjustable tubular stand, angle brackets, suspension chain and fittings, sneeze guard, and indicator light.

24/7 parts and service assistance (U.S. and Canada only)

HATCO CORPORATION | P.O. Box 340500 Milwaukee, WI 53234-0500 U.S.A.

(800) 558-0607 | (414) 671-6350 | www.hatcocorp.com | support@hatcocorp.com | intlsales@hatcocorp.com